
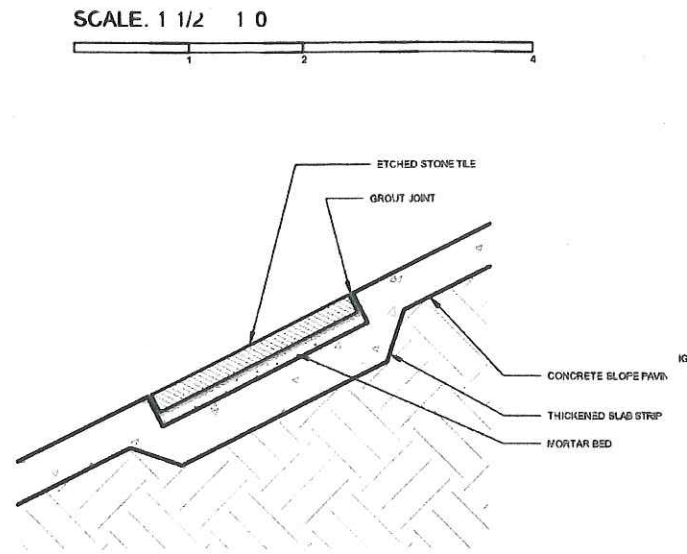



WHILAMUT PASSAGE
RESTORATION AND RE-STORY-ING

Litus, LLC: PHASE 1B
SEPTEMBER 16, 2011



CANOE CANAL
CAMAS BOTANICAL STONES



CAMAS LIFE CYCLE




Figure 1: Vector image, suitable for use by Gary Hair of Laser Images, for use in producing a blue stone tile... this is a rough image that might be fine-tuned for use as item number 3




Figure 2: Details of an open flower, above, and twisted, older flowers, below. These images might be used in items 8 or 9, (open flower) or 10 or 11 (twisted, older flowers).

1. bulb underground, roots
2. bulb with small shoot projecting above ground
3. bulb, shoot/leaves, few buds closed tightly
4. bulb, leaves, buds beginning to open
5. bulb, leaves, lower bud #1 open, top buds closed
6. bulb, leaves, bottom flower set in bloom, buds above starting to open
7. bulb, leaves, bottom 2-3 sets of flowers open, top still in bud, but beginning to open
8. (central image) bulb, leaves, fully open mid-section flowers, top buds opening, faded bottom flowers
9. bulb, leaves, fully open top flowers, bottom flowers beginning to twist closed
10. bulb, leaves fading, top flowers closing, lower flowers twisted, bottom flowers dried in pods
11. bulb, leaves folding down, all flowers faded and twisted, in twist-with-pods, bottom pods now drying
12. bulb, folded leaves, flowers either twisted, pods or dry pods
13. bulb, wilted leaves, few twisted pod-ended flowers, rest in pods and dry pods at bottom beginning to open
14. bulb, pods at top closed, dry, pods at bottom open, seeds falling out
15. bulb, seeds on ground




Figure 3: Rough sketch of a whole flower, with buds at top, flower in center, twisted old flowers below, also showing bulb under ground.